

NEW CONSTRUCTION

BRANDT BEHAVIORAL HEALTH

TREATMENT CENTER & RESIDENCE

PROJECT #6361

COOK/ DOUGLASS CAMPUS

RESERVED AREA FOR
NJ/CA APPROVAL STAMP

RUTGERS
THE STATE UNIVERSITY
OF NEW JERSEY



20 N. Doughty Avenue
Somerville, NJ 08876
t 908.722.2300
f 908.722.7201
usaarchitects.com

Susan M. Dehart

SUSAN M. DEHART, AIA DATE
A118243 08.12.2012

ARCHITECT



USA ARCHITECTS, PLANNERS AND
INTERIOR DESIGNERS, LTD.
20 N DOUGHTY AVE.
SOMERVILLE, NJ 08876
PHONE # (908)-722-2300
CONTACT: SUE DEHART

CIVIL

LANGAN

LANGAN
989 LENOX DRIVE, SUITE 124
LAWRENCEVILLE, NJ 08648
PHONE # (609) 282-8036
CONTACT: CHRISTIAN ROCHE

LANDSCAPE ARCHITECT

SIKORA WELLS APPEL

SIKORA WELLS APPEL
8 KINGS HWY WEST, SUITE A.
HADDONFIELD, NJ 08033
PHONE # (856) 433-2970
CONTACT: BRANDON GUY

STRUCTURAL



REUTHER + BOWEN
SUITE 301 GLENMAURA NATIONAL BOULEVARD
PO BOX 5777
SCRANTON, PA 18505
PHONE # (570) 496-7020
CONTACT: MARK BOWEN

MEP



LUONGO ASSOCIATES, P.A.
501 AMERICAN LEGION WAY
POINT PLEASANT BEACH, NJ 08742
PHONE # (732) 295-8500
CONTACT: GERARD LUONGO

KITCHEN
CONSULTANT



RAYMOND/ RAYMOND
44 ST. JOHN STREET
GOSHEN, NEW YORK 10924
PHONE # (845) 360-5112
CONTACT: BRETT FARRELL

SHEET INDEX

SCOPE OF WORK DESCRIPTION

GENERAL NOTES

CONSTRUCTION NOTES

REFER TO SHEET A-001 FOR SHEET INDEX

THIS PROJECT INCLUDES THE CREATIONS OF A BEHAVIORAL HEALTH CAMPUS FOR RUTGERS UNIVERSITY INCLUDING THE CONSTRUCTION OF A SINGLE-STORY TREATMENT CENTER AND A TWO-STORY RESIDENCE BUILDING ON A PORTION OF THE HORT FARM II PROPERTY LOCATED AT THE CORNER OF RYDERS LANE AND COLLEGE FARM ROAD IN NORTH BRUNSWICK, NEW JERSEY. PARKING IS DESIGNATED FOR EACH BUILDING, BUT ONE CENTER CAR-DROP OFF LANE IS LOCATED BETWEEN THE TWO BUILDINGS. EACH BUILDING WILL HAVE SEPARATE HEATING, COOLING AND VENTILATION SYSTEMS.

TREATMENT CENTER
THE NEW 14,455 SF ONE-STORY TREATMENT CENTER WILL HOUSE TWO INDEPENDENT BEHAVIORAL HEALTH PROGRAMS FOR YOUNG ADULTS AND ADOLESCENTS. THE FIRST PROGRAM, AN OUT-PATIENT DAY PROGRAM, IS ACCESSED FROM THE MAIN ENTRANCE AND LOBBY. SUPPORT SPACES FOR THIS PROGRAM INCLUDE FOUR GROUP THERAPY ROOMS AND FOUR PRIVATE OFFICES WHICH ARE LOCATED AROUND A CENTRAL LIVING ROOM SPACE. ADDITIONAL OUTDOOR GATHERING SPACES THAT OFFER THE POTENTIAL FOR OUTDOOR THERAPY, ARE LOCATED OFF THE LIVING ROOM ON A LARGE PATIO. THE TREATMENT CENTER WILL ALSO HOUSE ALL THE TREATMENT RESOURCES FOR THOSE WHO RESIDE IN THE ADJACENT RESIDENCE. THOSE ENGAGED IN THE ON CAMPUS RESIDENT PROGRAM WILL ENTER THE BUILDING FROM A SECONDARY ENTRANCE AND LOBBY WHICH FACES THE RESIDENCE. THE RESIDENT PROGRAM WILL BE SUPPORTED THROUGH TWO GROUP THERAPY ROOMS, AN ART THERAPY ROOM, MUSIC THERAPY ROOM, AND A MIND-BODY STUDIO. TWO PRIVATE TREATMENT OFFICES ARE LOCATED DIRECTLY OFF A CENTRAL LIVING ROOM SPACE. THE TREATMENT CENTER ALSO INCLUDES OFFICES AND SUPPORT SPACES FOR FACULTY AND STAFF. THE TREATMENT CENTER HAS BEEN DESIGNED WITH SIMPLE, STRAIGHT LINES. THE EXTERIOR ENVELOPE IS CLAD IN A COMBINATION OF PORCELAIN TILE THAT MIMICS BOTH WOOD AND TRAVERTINE, REAL THREE-COAT STUCCO, AND ENGINEERED THIN STONE VENEER. THE TREATMENT CENTER HAS AN EPDM ROOF WITH PERIMETER WALLS. INTERIOR STONE-LOOK PORCELAIN FLOOR FINISHES FLOW FROM THE INTERIOR TO THE EXTERIOR PATIO SPACE TO CREATE A SENSE OF CONTINUITY TO ENCOURAGE OCCUPANTS TO ENJOY THE GROUNDS.

RESIDENCE
THE APPROXIMATELY 26,590 SF TWO-STORY NEW RESIDENCE WILL SUPPORT THE TREATMENT PROGRAMS PROVIDED WITHIN THE TREATMENT CENTER. THE RESIDENCE WILL PROVIDE PRIVATE BEDROOMS FOR UP TO 16 OCCUPANTS. ALL RESIDENTS, STAFF MEMBERS AND PROSPECTIVE RESIDENTS, WILL ENTER THE BUILDING AT THE MAIN ENTRANCE WHICH ACTS AS AN INFORMAL RECEPTION AREA. A LARGE FEATURE WALL IN THE MAIN LOBBY CREATES A SENSE OF PLACE AND SERVES TO SEPARATE THE PUBLIC FROM THE LIVING SPACES. ONLY RESIDENTS AND APPROPRIATE STAFF WILL HAVE ACCESS TO THE RESIDENT SIDE OF THE BUILDING. THE 16 PRIVATE ROOMS ARE SPLIT EVENLY BETWEEN TWO FLOORS AND ORGANIZED AROUND A CENTRAL HUB, A QUIET LIBRARY, FOUR SEASONS ROOM, AND GATHERING SPACES ARE CENTRALLY LOCATED WITHIN THE PRIVATE RESIDENT AREAS OF EACH FLOOR. EACH FLOOR ALSO INCLUDES A LAUNDRY ROOM AND SNACK AREA FOR RESIDENT USE. THE LARGE GATHERING SPACES LOCATED ON THE FIRST FLOOR CONSIST OF A DINING ROOM, RESIDENTIAL-STYLE COMMERCIAL KITCHEN, THEATER ROOM, FITNESS ROOM, AND SPA. THE DINING ROOM AND KITCHEN HAVE DIRECT ACCESS TO A LARGE OUTDOOR PATIO AND GREENHOUSE. STAFF OFFICES AND SUPPORT SPACES ARE ALSO LOCATED ON THE FIRST FLOOR OF THE BUILDING. THE EXTERIOR OF THE BUILDING HAS BEEN DESIGNED IN A MODERN COLONIAL RESIDENTIAL STYLE. THE GOAL OF THE RESIDENCE IS TO CREATE A SENSE OF HOME FOR THE RESIDENTS. MANY OF THE SAME MATERIALS UTILIZED IN THE TREATMENT CENTER ARE ALSO USED WITHIN THE RESIDENCE BUILDING. THE EXTERIOR RESIDENCE BUILDING ALSO INCLUDES A LIGHT NEUTRAL BRICK. THE ROOF IS COMPOSED OF A COMBINATION OF SLOPED COMPOSITE ASPHALT SHINGLE AND EPDM FLAT ROOF AREAS. THE SLOPED ROOF AREAS CREATE A CONCEALED SPACE FOR ROOF TOP EQUIPMENT. ALL REGULARLY OCCUPIED SPACES HAVE ACCESS TO EXTERIOR WINDOWS TO BRING NATURAL LIGHT INTO THE BUILDING.

SOLID WASTE & RECYCLING REQUIREMENTS:

A. RECYCLING CONSIDERATIONS:
RECYCLING OF ALL WASTE CREATED DURING CONSTRUCTION IS REQUIRED BY THE UNIVERSITY. THE GENERAL CONTRACTOR WILL REQUIRE ALL EMPLOYEES AND SUBCONTRACTORS TO RECYCLE THE LISTED ITEMS BELOW IN ACCORDANCE WITH LOCAL COUNTY AND STATE GUIDELINES. IT SHALL BE THE RESPONSIBILITY OF THE GENERAL CONTRACTOR TO ENSURE COMPLIANCE WITH THIS STANDARD.

B. SPECIAL REQUIREMENTS:

- SEPARATE COVERED LABELED ROLL OFF CONTAINERS WILL BE PROVIDED FOR:
1. CONCRETE IN COVERED LABELED CONTAINER.
 2. STEEL/METAL IN COVERED LABELED CONTAINER.
 3. ASPHALT IN COVERED LABELED CONTAINER.
 4. CARDBOARD IN COVERED LABELED CONTAINER.
 5. WOOD IN COVERED LABELED CONTAINER.
 6. VEGETATION IN COVERED LABELED CONTAINER.
 7. CANS/GLASS/PLASTICS IN COVERED LABELED CONTAINER.

C. EXCAVATION:

SOILS ARE ALSO EXPECTED TO BE PROPERLY REMOVED FROM THE SIGHT IN TANDEM DUMP TRUCKS, WEIGHED AND ACCOUNTED FOR.

D. WRITTEN REQUIREMENTS:

THE GENERAL CONTRACTOR SHALL PROVIDE RUTGERS UNIVERSITY (ENVIRONMENTAL SERVICES) WITH PROOF OF PROPER RECYCLING IN WRITING BY THE RECYCLING FACILITY UTILIZED, WHICH WILL INCLUDE:

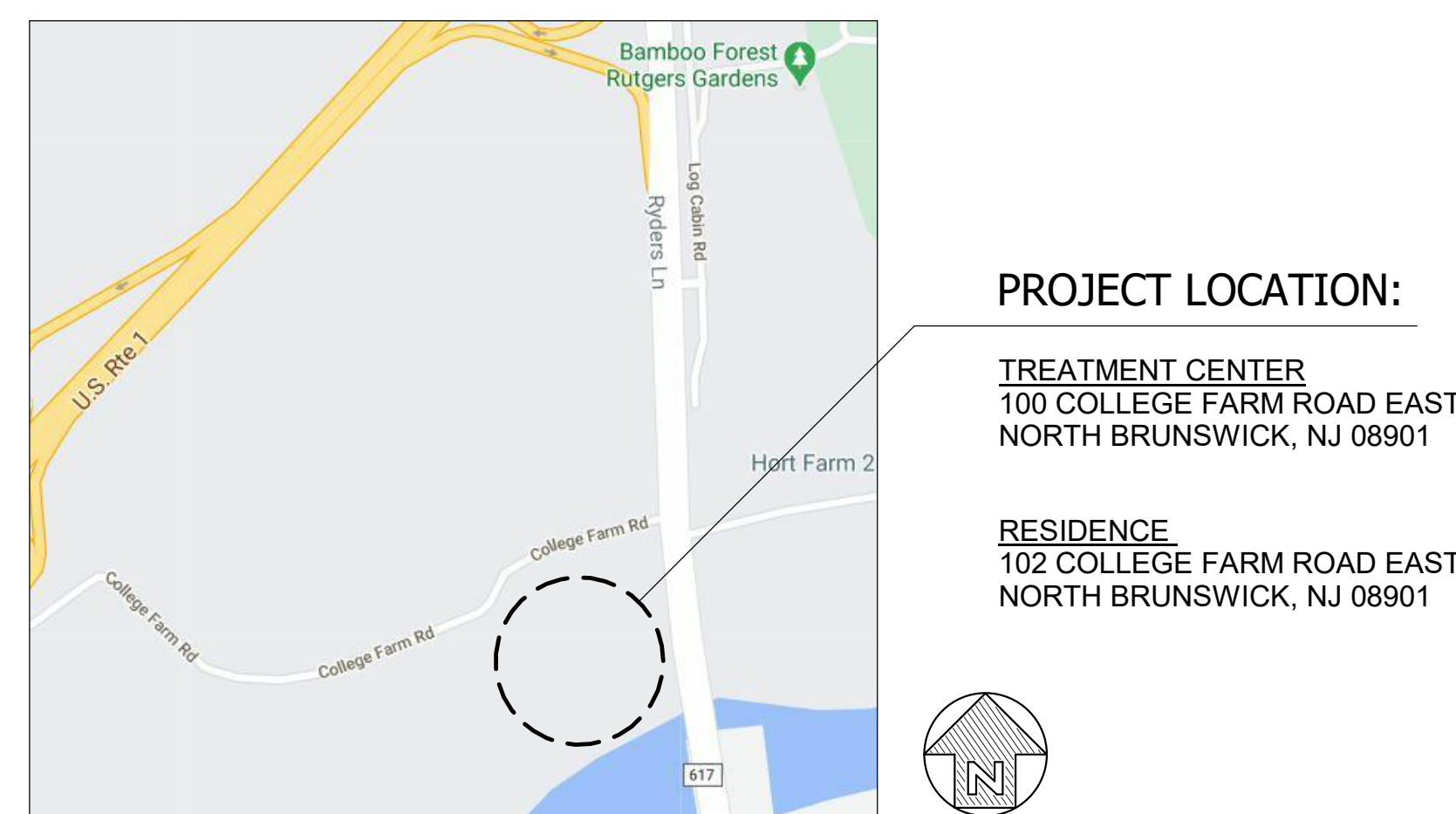
1. NAME AND ADDRESS OF RECIPIENT OF ITEMS.
2. TOTAL POUNDS, YARDS OR CUBIC YARDS OF MATERIAL RECYCLED.
3. DATE OF TRANSACTION.
4. LEGIBLY SIGNED DOCUMENTS BY RECEIVER OF RECYCLED MATERIALS.

E. SOLID WASTE REQUIREMENTS:

ALL OTHER GENERATED SOLID WASTE IS TO BE DUMPSTERS WILL NOT BE PERMITTED ON SITE CAPTURED IN COVERED (DOG HOUSE TYPE) DUMPSTERS AND REMOVED WHEN FULL. OVERLOAD DUMPSTERS ARE NOT PERMITTED ON SITE.

* ALTHOUGH NOT REQUIRED THE UNIVERSITIES WASTE HAULER CAN BE USED. WASTE MANAGEMENT IS FAMILIAR WITH OUR REQUIREMENTS AND WILL PROVIDE THE UNIVERSITY DIVISION OF ENVIRONMENTAL SERVICES WITH APPROPRIATE DOCUMENTATION ON RECYCLED MATERIALS MONTHLY DURING YOUR PROJECT.

LOCATION MAP

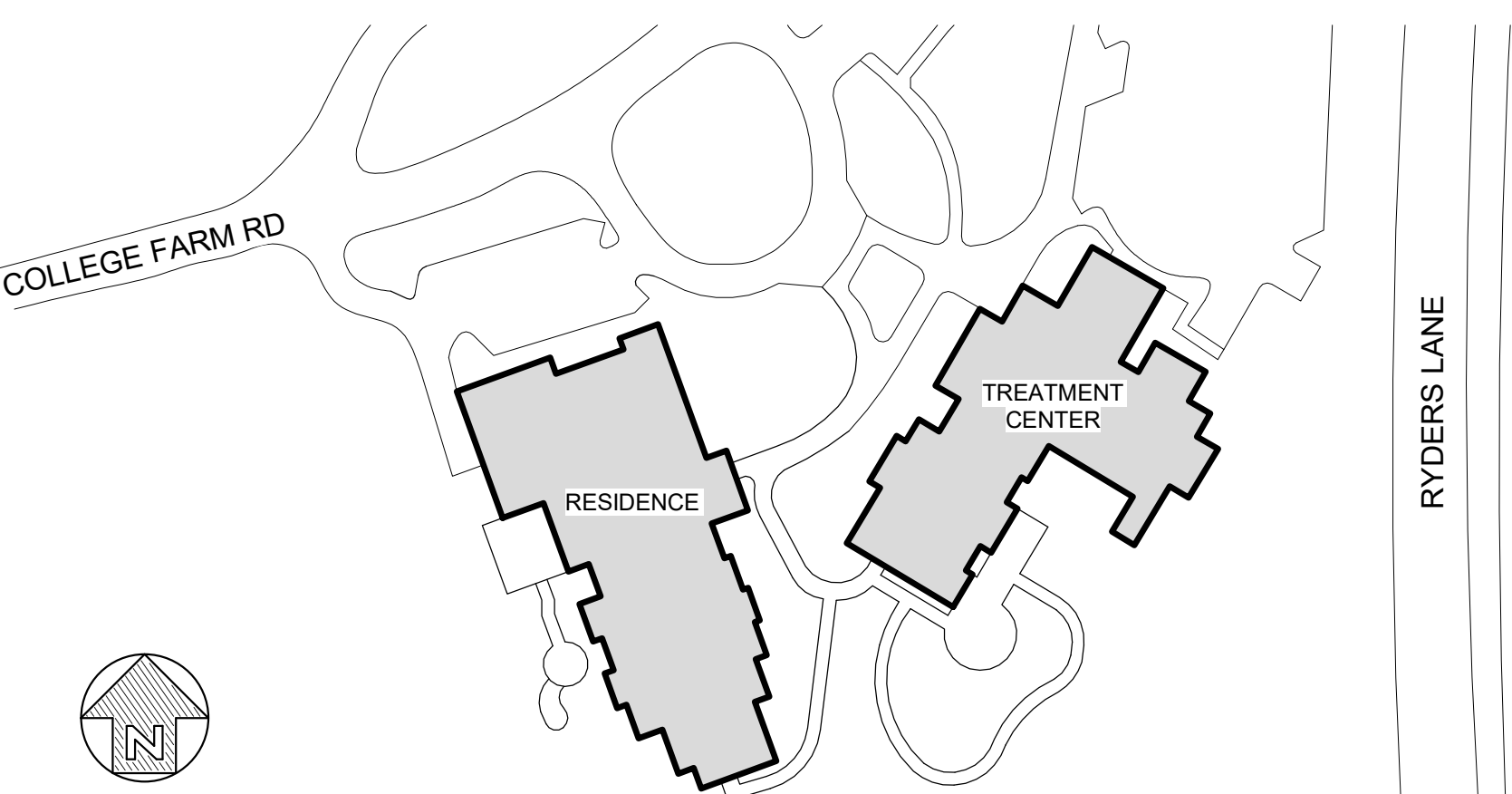


PROJECT LOCATION:

TREATMENT CENTER
100 COLLEGE FARM ROAD EAST
NORTH BRUNSWICK, NJ 08901

RESIDENCE
102 COLLEGE FARM ROAD EAST
NORTH BRUNSWICK, NJ 08901

KEY PLAN



CODE DATA/ ANALYSIS

BUILDING DATA + INFORMATION SUMMARY - TREATMENT CENTER:

USE GROUPS:

B, BUSINESS

CONSTRUCTION TYPE: TYPE IIB

SPRINKLERED: YES

BUILDING AREA:

BUILDING INCLUDING OVERHANGS 16,450 SF

FIRST FLOOR 14,455 SF

MAXIMUM HEIGHT: 4 STORIES, 75 FT

1 STORY, 18'-10" FT ACTUAL

BUILDING VOLUME: 228,390 CU FT

FIRST FLOOR 14,455 SF @ 15.8' (AVG) = 228,390 CF

BUILDING DATA + INFORMATION SUMMARY - RESIDENCE:

USE GROUPS:

I-1, INSTITUTIONAL, BOARDING HOUSE (OVER 16 RESIDENTS)

B, BUSINESS

CONSTRUCTION TYPE: TYPE IIB

SPRINKLERED: YES

BUILDING AREA:

FIRST FLOOR 17,565 SF

SECOND FLOOR 9,020 SF

TOTAL 26,585 SF

MAXIMUM HEIGHT: 4 STORIES, 75 FT

2 STORIES, 43 FT ACTUAL

BUILDING VOLUME: 509,720 CU FT

FIRST FLOOR 17,565 SF @ 19' (AVG) = 333,830 CF

SECOND FLOOR 9,020 SF @ 19'-6" (AVG) = 175,890 CF

TOTAL 509,720 CF

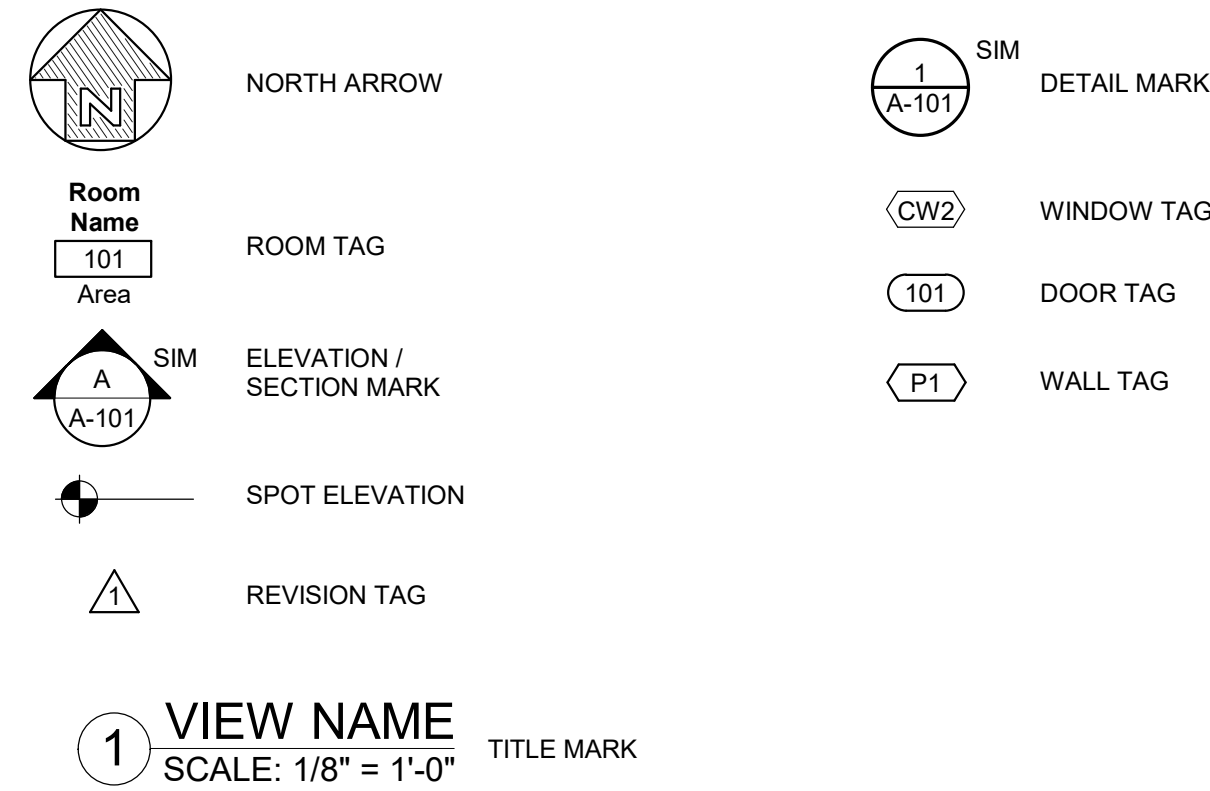
FOR TREATMENT CENTER:

SEE SHEETS A-010-T AND A-011-T FOR BUILDING CODE ANALYSIS AND EGRESS PLANS.

FOR RESIDENCE:

SEE SHEETS A-010-R, A-011-R, AND A-012-R FOR BUILDING CODE ANALYSIS AND EGRESS PLANS.

SYMBOLS AND ABBREVIATIONS



LIST OF ALTERNATES

- ALTERNATE 1:** PROVIDE BELGIAN BLOCK ALONG COLLEGE FARM ROAD IN LIEU OF ALL CONCRETE CURB.
- ALTERNATE 2:** CONSTRUCT THE "MEDITATION WALK" AS IDENTIFIED AS "ALTERNATE #2" ON THE LANDSCAPE DRAWINGS.
- ALTERNATE 3:** PROVIDE MOTORIZED SUN CONTROL DEVICES AS INDICATED AT THE REAR PATIO ROOFS OF BOTH BUILDINGS IN ACCORDANCE WITH SECTION 10 71 13 - EXTERIOR SUN CONTROL DEVICES AND DRAWINGS A-451T AND A-451R.
- ALTERNATE 4A:** RELOCATE ONE LEGACY "VENUS" DOGWOOD TREE TO NEW LOCATION ON PROJECT SITE AS INDICATED ON DRAWING L-001.
- ALTERNATE 4B:** RELOCATE ONE LEGACY "STARLIGHT" DOGWOOD TREE TO NEW LOCATION OFF-SITE ON RUTGERS CAMPUS, EXACT LOCATION TBD WITHIN 15 MILES OF THE PROJECT SITE.
- ALTERNATE 5:** PROVIDE COMPLETE IRRIGATION SYSTEM AS INDICATED IN SECTION 32 80 00 - IRRIGATION.
- ALTERNATE 6:** PROVIDE RAINWATER COLLECTION CISTERN AND PUMP FOR ALTERNATIVE MEANS OF IRRIGATION WATER SUPPLY AS INDICATED ON DRAWINGS CG-101 AND CS-506.

NO.	DATE	DESCRIPTION
	08.12.21	100% FOR BID - FOR CONTRACT
3	08.06.21	100% CD SUBMISSION
2	07.01.21	DCA SUBMISSION
1	04.23.21	90% CD SUBMISSION
	02.19.21	50% CD SUBMISSION
	12.11.20	DESIGN DEVELOPMENT SUBMISSION

APPROVED FOR RUTGERS THE STATE UNIVERSITY OF NEW JERSEY
D. C. SCHULZ, AIA, PE, AIA
UNIVERSITY ARCHITECT
8/16/21
DATE

INSTITUTIONAL PLANNING AND OPERATIONS
PLANNING, DEVELOPMENT, AND DESIGN
PISCATAWAY, NEW JERSEY

PROJECT TITLE
NEW CONSTRUCTION
BRANDT BEHAVIORAL HEALTH
TREATMENT CENTER &
RESIDENCE
100 + 102 COLLEGE FARM ROAD EAST, NORTH BRUNSWICK, NJ 08901

DRAWING TITLE
TITLE SHEET

BLDG. NO.	RU PROJECT NO.	DRAWN BY
#6015 + #6016	#6361	ADB

SCALE	DATE	CHECKED BY
As indicated	08.12.2021	SMD

PROJ. NO: 2019-133
DRAWING NUMBER

A-000

DRAWING LIST

A-000	TITLE SHEET
A-001	SHEET INDEX
CIVIL	
CS-101	SITE PLAN
CG-101	GRADING AND DRAINAGE PLAN
CU-101	UTILITY PLAN
DM-101	DEMOLITION PLAN
CE-100	LOGISTICS PLAN
CE-101	SOIL EROSION AND SEDIMENT CONTROL PLAN
CE-102	DECOMPACTION PLAN
CE-201	TEMPORARY STOCKPILE SOIL EROSION AND SEDIMENT CONTROL PLAN
CE-202	TEMPORARY PARKING LOT SOIL EROSION AND SEDIMENT CONTROL PLAN
CE-203	TEMPORARY MEASURES SOIL EROSION AND SEDIMENT CONTROL NOTES
CE-501	SOIL EROSION AND SEDIMENT CONTROL NOTES AND DETAILS
CE-502	SOIL EROSION AND SEDIMENT CONTROL NOTES AND DETAILS
CE-503	SOIL EROSION AND SEDIMENT CONTROL NOTES AND DETAILS
CS-501	CONSTRUCTION DETAILS
CS-502	CONSTRUCTION DETAILS
CS-503	CONSTRUCTION DETAILS
CS-504	CONSTRUCTION DETAILS
CS-505	CONSTRUCTION DETAILS
CS-506	CONSTRUCTION DETAILS
TM-101	TRUCK TURN MOVEMENT
TM-102	TRUCK TURN MOVEMENT
TM-103	TRUCK TURN MOVEMENT
TM-104	TRUCK TURN MOVEMENT

LANDSCAPE	
L-001	TREE PRESERVATION PLAN
L-002	TREE PRESERVATION PLAN
L-010	TREE PRESERVATION NOTES AND DETAILS
L-100	OVERALL KEY PLAN
L-101	ENLARGED MATERIALS PLAN
L-102	ENLARGED MATERIALS PLAN
L-103	ENLARGED MATERIALS PLAN
L-104	ENLARGED MATERIALS PLAN
L-105	ENLARGED MATERIALS PLAN
L-110	ENLARGED TREATMENT LAYOUT AND GRADING PLAN
L-111	ENLARGED RESIDENTIAL LAYOUT AND GRADING PLAN
L-201	ENLARGED LANDSCAPE PLAN
L-202	ENLARGED LANDSCAPE PLAN
L-203	ENLARGED LANDSCAPE PLAN
L-204	ENLARGED LANDSCAPE PLAN
L-205	ENLARGED LANDSCAPE PLAN
L-210	TREATMENT TEXTURE GARDEN PLANTING PLAN
L-211	RESIDENTIAL TEXTURE GARDEN PLANTING PLAN
L-300	HARDSCAPE DETAILS
L-301	WALL DETAILS
L-302	FENCE AND RAILING DETAILS
L-303	COMMUNITY GARDEN DETAILS
L-304	LIGHT FIXTURE DETAILS
L-400	LANDSCAPE DETAILS
L-401	LANDSCAPE SCHEDULE AND NOTES

ARCHITECTURAL - TREATMENT BUILDING	
A-010T	BUILDING CODE ANALYSIS - NJ
A-011T	EGRESS PLANS
A-015T	PARTITION TYPE SCHEDULES + DETAILS
A-020T	UL ASSEMBLIES
A-101T	FIRST FLOOR PLAN
A-110T	ENLARGED FIRST FLOOR PLAN - AREA "A"
A-111T	ENLARGED FIRST FLOOR PLAN - AREA "B"
A-112T	ENLARGED FIRST FLOOR PLAN - AREA "C"
A-140T	ROOF PLAN
A-141T	WIND UPLIFT ROOF PLAN + DETAILS
A-145T	ROOF DETAILS
A-146T	ROOF DETAILS
A-170T	BARRIER FREE LEGEND + FIXTURE MOUNTING HEIGHTS
A-171T	ENLARGED TOILET PLANS + ELEVATIONS
A-172T	ENLARGED TOILET PLANS + ELEVATIONS
A-173T	ENLARGED LOCKER ROOM PLAN + ELEVATIONS
A-180T	PLAN DETAILS
A-181T	PLAN DETAILS
A-182T	PLAN DETAILS
A-201T	REFLECTED CEILING PLAN
A-202T	ENLARGED REFLECTED CEILING PLANS
A-240T	CEILING DETAILS
A-300T	BUILDING ELEVATIONS
A-301T	BUILDING ELEVATIONS
A-310T	ENLARGED ELEVATION + TYPICAL EXTERIOR PLAN DETAILS
A-400T	BUILDING SECTIONS
A-401T	BUILDING SECTIONS
A-410T	EXTERIOR WALL CONSTRUCTION SYSTEM TYPES
A-411T	WALL SECTIONS
A-412T	WALL SECTIONS
A-413T	WALL SECTIONS
A-414T	WALL SECTIONS
A-415T	WALL SECTIONS
A-416T	WALL SECTIONS
A-417T	WALL SECTIONS
A-418T	WALL SECTIONS
A-419T	WALL SECTIONS
A-440T	SECTION DETAILS
A-450T	EXTERIOR DETAILS - PATIO + GREEN WALL - BASE BID
A-451T	EXTERIOR DETAILS - PATIO + GREEN WALL - ALTERNATE #3
A-452T	EXTERIOR DETAILS - PATIO + GREEN WALL
A-453T	EXTERIOR DETAILS - WATER FEATURE
A-454T	EXTERIOR DETAILS - PIVOTING PANELS
A-455T	EXTERIOR DETAILS - DUMPSTER ENCLOSURE + PLANTER
A-460T	MOCKUP PLAN, ELEVATIONS, + DETAILS
A-600T	OPENINGS - DOOR SCHEDULES + TYPES
A-601T	OPENINGS - DOOR DETAILS
A-602T	OPENINGS - DOOR DETAILS
A-650T	OPENINGS - WINDOW TYPE ELEVATIONS
A-651T	OPENINGS - WINDOW TYPE ELEVATIONS
A-652T	OPENINGS - DETAILS

ARCHITECTURAL - TREATMENT BUILDING	
A-653T	OPENINGS - DETAILS
A-701T	FIRST FLOOR SIGNAGE PLAN + SCHEDULE
A-702T	SIGNAGE DETAILS
A-710T	LOBBY 100 FEATURE WALL - ENLARGED PLANS + ELEVATIONS + DETAILS
A-711T	LOBBY 100, 120 + RM 122 FEATURE WALL - ENLARGED PLANS + ELEVATIONS + DETAILS
A-720T	MISCELLANEOUS INTERIOR DETAILS
A-730T	CASEWORK ELEVATIONS
A-731T	CASEWORK DETAILS
A-750T	LOBBY 100 RECEPTION DESK - ENLARGED PLANS, ELEVATIONS, + DETAILS
A-800T	FINISH MATERIAL LEGEND + FINISH NOTES
A-801T	FIRST FLOOR FINISH PLAN
A-850T	FURNITURE + EQUIPMENT PLAN
A-860T	INTERIOR ELEVATIONS
A-861T	INTERIOR ELEVATIONS

ARCHITECTURAL - RESIDENTIAL BUILDING	
A-010R	BUILDING CODE ANALYSIS - NEW JERSEY
A-011R	FIRST FLOOR EGRESS PLANS
A-012R	SECOND FLOOR EGRESS PLANS
A-015R	PARTITION TYPE SCHEDULES + DETAILS
A-020R	UL ASSEMBLIES
A-101R	FIRST FLOOR PLAN
A-102R	SECOND FLOOR PLAN
A-110R	ENLARGED FIRST FLOOR PLAN - AREA "A"
A-111R	ENLARGED FIRST FLOOR PLAN - AREA "B"
A-112R	ENLARGED FIRST FLOOR PLAN - AREA "C"
A-113R	ENLARGED SECOND FLOOR PLAN - AREA "A"
A-114R	ENLARGED SECOND FLOOR PLAN - AREA "B"
A-140R	ROOF PLAN
A-141R	WIND UPLIFT ROOF PLAN + DETAILS
A-145R	ROOF DETAILS
A-146R	ROOF DETAILS
A-147R	ROOF DETAILS
A-148R	ROOF DETAILS
A-170R	BARRIER FREE LEGEND + FIXTURE MOUNTING HEIGHTS
A-171R	ENLARGED TOILET ROOM PLANS + ELEVATIONS
A-172R	ENLARGED TOILET ROOM PLANS + ELEVATIONS
A-180R	PLAN DETAILS
A-181R	PLAN DETAILS
A-182R	PLAN DETAILS
A-183R	PLAN DETAILS
A-201R	FIRST FLOOR REFLECTED CEILING PLAN
A-202R	SECOND FLOOR REFLECTED CEILING PLAN
A-203R	ENLARGED REFLECTED CEILING PLANS
A-240R	CEILING DETAILS
A-300R	BUILDING ELEVATIONS
A-301R	BUILDING ELEVATIONS
A-310R	ENLARGED ELEVATION + TYPICAL EXTERIOR PLAN DETAILS
A-400R	BUILDING SECTIONS
A-401R	BUILDING SECTIONS
A-410R	EXTERIOR WALL CONSTRUCTION SYSTEM TYPES
A-411R	WALL SECTIONS
A-412R	WALL SECTIONS
A-413R	WALL SECTIONS
A-414R	WALL SECTIONS
A-415R	WALL SECTIONS
A-416R	WALL SECTIONS
A-417R	WALL SECTIONS
A-418R	WALL SECTIONS
A-419R	WALL SECTIONS
A-420R	WALL SECTIONS
A-421R	WALL SECTIONS
A-440R	SECTION DETAILS
A-450R	EXTERIOR DETAILS - PATIO - BASE BID
A-451R	EXTERIOR DETAILS - PATIO - ALTERNATE #3
A-452R	EXTERIOR DETAILS - GREENHOUSE
A-453R	EXTERIOR DETAILS - DUMPSTER ENCLOSURE
A-460R	MOCKUP PLAN, ELEVATIONS, + DETAILS
A-501R	STAIR 1 - ENLARGED PLANS + SECTIONS
A-502R	STAIR 2 + E1 - ENLARGED PLANS + SECTIONS
A-503R	STAIR 2, 3, + THEATER RISERS - ELEVATIONS, ENLARGED PLANS, + SECTIONS
A-504R	STAIR 4 - ENLARGED PLANS + SECTIONS
A-505R	STAIR AND RAILING DETAILS
A-506R	STAIR AND RAILING DETAILS
A-510R	LINEN CHUTE ENLARGED PLAN + SECTION + ELEVATION
A-600R	OPENINGS - DOOR SCHEDULES + TYPES
A-601R	OPENINGS - DOOR SCHEDULES
A-602R	OPENINGS - DOOR DETAILS
A-650R	OPENINGS - WINDOW TYPE ELEVATIONS
A-651R	OPENINGS - WINDOW TYPE ELEVATIONS
A-652R	OPENINGS - WINDOW DETAILS
A-653R	OPENINGS - WINDOW DETAILS
A-654R	OPENINGS - WINDOW DETAILS
A-701R	FIRST FLOOR SIGNAGE PLAN + SCHEDULE
A-702R	SECOND FLOOR SIGNAGE PLAN + SCHEDULE
A-703R	SIGNAGE DETAILS
A-710R	LOBBY 100 - FEATURE WALL - ENLARGED PLANS + ELEVATIONS
A-711R	LOBBY 100 - FEATURE WALL - SECTION + AXONOMETRIC VIEW
A-712R	THEATER 135 - FEATURE WALL - ENLARGED PLANS + ELEVATIONS + DETAILS
A-713R	STAIR 2 FEATURE WALL - ENLARGED PLAN + ELEVATION + DETAILS
A-714R	PRIVATE BEDROOMS - FEATURE WALL - ENLARGED PLAN + ELEVATION + DETAILS
A-720R	MISCELLANEOUS INTERIOR DETAILS
A-750R	CASEWORK + MILLWORK ELEVATIONS
A-751R	MILLWORK ELEVATIONS - KITCHEN
A-752R	HUB 102 + 202 ENLARGED PLANS + ELEVATIONS
A-753R	CASEWORK + MILLWORK DETAILS
A-754R	CASEWORK + MILLWORK DETAILS
A-800R	FINISH MATERIAL LEGEND + FINISH NOTES
A-801R	FIRST FLOOR FINISH PLAN
A-802R	SECOND FLOOR FINISH PLAN
A-851R	FIRST FLOOR FURNITURE + EQUIPMENT PLAN
A-852R	SECOND FLOOR FURNITURE + EQUIPMENT PLAN
A-860R	INTERIOR ELEVATIONS
A-861R	INTERIOR ELEVATIONS

STRUCTURAL - TREATMENT BUILDING	
S-001T	TREATMENT CENTER - STRUCTURAL GENERAL NOTES
S-002T	TREATMENT CENTER - STRUCTURAL GENERAL NOTES
S-101T	TREATMENT CENTER - FOUNDATION & FIRST FLOOR FRAMING PLANS
S-102T	TREATMENT CENTER - ROOF FRAMING PLAN
S-200T	TREATMENT CENTER - COLUMN SCHEDULE
S-300T	TREATMENT CENTER - TYPICAL FOUNDATION DETAILS
S-301T	TREATMENT CENTER - TYPICAL FOUNDATION SECTIONS
S-500T	TREATMENT CENTER - TYPICAL STEEL DETAILS
S-501T	TREATMENT CENTER - TYPICAL STEEL FRAMING SECTIONS
S-502T	TREATMENT CENTER - TYPICAL STEEL FRAMING SECTIONS

STRUCTURAL - RESIDENTIAL BUILDING	
S-001R	RESIDENCE BUILDING - STRUCTURAL GENERAL NOTES
S-002R	RESIDENCE BUILDING - STRUCTURAL GENERAL NOTES
S-101R	RESIDENCE BUILDING - FOUNDATION & FIRST FLOOR FRAMING PLANS
S-102R	RESIDENCE BUILDING - SECOND FLOOR / LOW ROOF FRAMING PLAN
S-103R	RESIDENCE BUILDING - ROOF FRAMING PLAN
S-200R	RESIDENCE BUILDING - STRUCTURAL COLUMN SCHEDULE
S-201R	RESIDENCE BUILDING - TRUSS ELEVATIONS
S-300R	RESIDENCE BUILDING - TYPICAL FOUNDATION DETAILS
S-301R	RESIDENCE BUILDING - TYPICAL FOUNDATION SECTIONS
S-500R	RESIDENCE BUILDING - TYPICAL STEEL DETAILS
S-501R	RESIDENCE BUILDING - TYPICAL COLD-FORMED METAL FRAMING DETAILS
S-502R	RESIDENCE BUILDING - STEEL SECTIONS
S-503R	RESIDENCE BUILDING - STEEL SECTIONS
S-504R	RESIDENCE BUILDING - STEEL SECTIONS

MEP UTILITIES	
MEP-001	MEP SITE UTILITY PLAN
FIRE PROTECTION - GENERAL	
FP-001	FIRE PROTECTION SYMBOL LEGEND, NOTES AND DETAILS
FIRE PROTECTION - TREATMENT BUILDING	
FP-101T	TREATMENT CENTER - FIRST FLOOR PLAN - FIRE PROTECTION LAYOUT

FIRE PROTECTION - RESIDENTIAL BUILDING	
FP-101R	RESIDENTIAL BUILDING - FIRST FLOOR PLAN - FIRE PROTECTION LAYOUT
FP-102R	RESIDENTIAL BUILDING - SECOND FLOOR PLAN - FIRE PROTECTION LAYOUT

PLUMBING - GENERAL	
P-001	PLUMBING SYMBOL LEGEND, FIXTURE SCHEDULE AND DETAILS

PLUMBING - TREATMENT BUILDING	
P-101T	TREATMENT CENTER - FIRST FLOOR PLAN - PLUMBING LAYOUT
P-102T	TREATMENT CENTER - ROOF PLAN - PLUMBING LAYOUT
P-200T	TREATMENT CENTER - PLUMBING DETAILS
P-300T	TREATMENT CENTER - DOMESTIC WATER AND GAS RISER DIAGRAMS
P-301T	TREATMENT CENTER - SANITARY AND STORM WATER RISER DIAGRAMS

PLUMBING - RESIDENTIAL BUILDING	
P-101AR	RESIDENTIAL BUILDING - FIRST FLOOR PLAN - SANITARY AND STORM LAYOUT
P-101BR	RESIDENTIAL BUILDING - FIRST FLOOR PLAN - WATER AND GAS PIPING LAYOUT
P-102R	RESIDENTIAL BUILDING - SECOND FLOOR PLAN - PLUMBING LAYOUT
P-103R	RESIDENTIAL BUILDING - ROOF PLAN - PLUMBING LAYOUT
P-200R	RESIDENTIAL BUILDING - PLUMBING DETAILS
P-300R	RESIDENTIAL BUILDING - DOMESTIC WATER AND GAS RISER DIAGRAMS
P-301R	RESIDENTIAL BUILDING - SANITARY AND STORM WATER RISER DIAGRAMS

MECHANICAL - GENERAL	
M-001	MECHANICAL SYMBOL LEGEND, FIXTURE SCHEDULE AND DETAILS

MECHANICAL - TREATMENT BUILDING	
M-101T	TREATMENT CENTER - FIRST FLOOR PLAN - MECHANICAL LAYOUT
M-102T	TREATMENT CENTER - ROOF PLAN - MECHANICAL LAYOUT
M-201T	TREATMENT CENTER - MECHANICAL PIPING LAYOUT
M-300T	TREATMENT CENTER - MECHANICAL DETAILS
M-400T	TREATMENT CENTER - MECHANICAL SCHEDULES
M-401T	TREATMENT CENTER - MECHANICAL SCHEDULES
M-500T	TREATMENT CENTER - ATC DIAGRAMS AND SEQUENCES

MECHANICAL - RESIDENTIAL BUILDING	
M-101R	RESIDENTIAL BUILDING - FIRST FLOOR PLAN - MECHANICAL LAYOUT
M-102R	RESIDENTIAL BUILDING - SECOND FLOOR PLAN - MECHANICAL LAYOUT
M-103R	RESIDENTIAL BUILDING - ROOF PLAN - MECHANICAL LAYOUT
M-201R	RESIDENTIAL BUILDING - FIRST FLOOR PLAN - MECHANICAL PIPING LAYOUT
M-202R	RESIDENTIAL BUILDING - SECOND FLOOR PLAN - MECHANICAL PIPING LAYOUT
M-300R	RESIDENTIAL BUILDING - MECHANICAL DETAILS
M-400R	RESIDENTIAL BUILDING - MECHANICAL SCHEDULES
M-401R	RESIDENTIAL BUILDING - MECHANICAL SCHEDULES
M-500R	RESIDENTIAL BUILDING - ATC DIAGRAMS AND SEQUENCES

ELECTRICAL - GENERAL	
E-001	ELECTRICAL SYMBOL LEGEND, LIGHTING FIXTURE SCHEDULE AND DETAILS
ELECTRICAL - TREATMENT BUILDING	
E-101T	TREATMENT CENTER - FIRST FLOOR PLAN - ELECTRICAL LIGHTING LAYOUT
E-201T	TREATMENT CENTER - ELECTRICAL POWER LAYOUT
E-202T	TREATMENT CENTER - ROOF PLAN - ELECTRICAL POWER LAYOUT
E-300T	TREATMENT CENTER - ELECTRICAL DETAILS
E-400T	TREATMENT CENTER - ELECTRICAL SCHEDULES
E-500T	TREATMENT CENTER - ELECTRICAL RISER DIAGRAMS

ELECTRICAL - RESIDENTIAL BUILDING	
E-101R	RESIDENTIAL BUILDING - FIRST FLOOR PLAN - ELECTRICAL LIGHTING LAYOUT
E-102R	RESIDENTIAL BUILDING - SECOND FLOOR PLAN - ELECTRICAL LIGHTING LAYOUT
E-201R	RESIDENTIAL BUILDING - FIRST FLOOR PLAN - ELECTRICAL POWER LAYOUT
E-202R	RESIDENTIAL BUILDING - SECOND FLOOR PLAN - ELECTRICAL POWER LAYOUT
E-203R	RESIDENTIAL BUILDING - ROOF PLAN - ELECTRICAL POWER LAYOUT
E-300R	RESIDENTIAL BUILDING - ELECTRICAL DETAILS
E-400R	RESIDENTIAL BUILDING - ELECTRICAL SCHEDULES
E-401R	RESIDENTIAL BUILDING - ELECTRICAL SCHEDULES
E-500R	RESIDENTIAL BUILDING - ELECTRICAL RISER DIAGRAMS

SECURITY - GENERAL	
SC-001	SECURITY SYMBOL LEGEND AND GENERAL NOTES

SECURITY - TREATMENT BUILDING	
SC-101T	TREATMENT CENTER - FIRST FLOOR PLAN - SECURITY DEVICE LAYOUT
SC-201T	TREATMENT CENTER - FIRST FLOOR CEILING PLAN - SECURITY DEVICE LAYOUT
SC-301T	TREATMENT CENTER - ENLARGED MDF LAYOUT
SC-501T	TREATMENT CENTER - SECURITY SINGLE LINE DIAGRAMS
SC-800T	TREATMENT CENTER - SECURITY DETAILS
SC-801T	TREATMENT CENTER - SECURITY DETAILS
SC-900T	TREATMENT CENTER - SECURITY EQUIPMENT SCHEDULES

SECURITY - RESIDENTIAL BUILDING	
SC-101R	RESIDENTIAL BUILDING - FIRST FLOOR PLAN - SECURITY DEVICE LAYOUT
SC-102R	RESIDENTIAL BUILDING - SECOND FLOOR PLAN - SECURITY DEVICE LAYOUT
SC-201R	RESIDENTIAL BUILDING - FIRST FLOOR CEILING PLAN - SECURITY DEVICE LAYOUT
SC-202R	RESIDENTIAL BUILDING - SECOND FLOOR CEILING PLAN - SECURITY DEVICE LAYOUT
SC-301R	RESIDENTIAL BUILDING - ENLARGED MDF AND IDF LAYOUT
SC-501R	RESIDENTIAL BUILDING - SECURITY SINGLE LINE DIAGRAMS
SC-800R	RESIDENTIAL BUILDING - SECURITY DETAILS
SC-801R	RESIDENTIAL BUILDING - SECURITY DETAILS
SC-900R	RESIDENTIAL BUILDING - SECURITY EQUIPMENT SCHEDULES

TELECOM - GENERAL	
TC-001	TELECOM SYMBOL LEGEND AND GENERAL NOTES

TELECOM - TREATMENT BUILDING	
TC-101T	TREATMENT CENTER - FIRST FLOOR PLAN - STRUCTURED CABLING
TC-201T	TREATMENT CENTER - FIRST FLOOR CEILING PLAN - STRUCTURED CABLING
TC-301T	TREATMENT CENTER - ENLARGED MDF LAYOUT
TC-500T	TREATMENT CENTER - ENTRY SERVICES
TC-800T	TREATMENT CENTER - STRUCTURED CABLING DETAILS
TC-801T	TREATMENT CENTER - STRUCTURED CABLING DETAILS
TC-900T	TREATMENT CENTER - STRUCTURED CABLING OUTLET SCHEDULES

TELECOM - RESIDENTIAL BUILDING	
TC-101R	RESIDENTIAL BUILDING - FIRST FLOOR PLAN - STRUCTURED CABLING
TC-102R	RESIDENTIAL BUILDING - SECOND FLOOR PLAN - STRUCTURED CABLING
TC-201R	RESIDENTIAL BUILDING - FIRST FLOOR CEILING PLAN - STRUCTURED CABLING
TC-202R	RESIDENTIAL BUILDING - SECOND FLOOR CEILING PLAN - STRUCTURED CABLING
TC-301R	RESIDENTIAL BUILDING - ENLARGED MDF AND IDF LAYOUT
TC-500R	RESIDENTIAL BUILDING - ENTRY SERVICES
TC-600R	RESIDENTIAL BUILDING - STRUCTURED CABLING RISER DIAGRAM
TC-800R	RESIDENTIAL BUILDING - STRUCTURED CABLING DETAILS
TC-801R	RESIDENTIAL BUILDING - STRUCTURED CABLING DETAILS
TC-900R	RESIDENTIAL BUILDING - STRUCTURED CABLING OUTLET SCHEDULES